






THE PATH TO THE GIRL SCOUT GOLD AWARD.®



GIRL SCOUT COUNCIL OF ORANGE COUNTY
9500 TOLEDO WAY
IRVINE, CA 92618
(949) 461-8800



Girl Scout Program Goals
Become, Belong, Believe, Build

THE FOUR B's:



BECOME

Celebrate yourself today and become your best self in the future.

BELONG

Be a part of a group where you have fun, relate to others with respect, and develop lasting friendships.

BELIEVE

Develop your ideas and voice what's important to you.

BUILD

Take action on what you care about and make a difference.

Earning the Girl Scout Gold Award® helps girls to achieve the four Girl Scout program goals.

Girl Scout Council of Orange County

The Path to the Girl Scout Gold Award®

What is the Girl Scout Gold Award?.....	4
Quick Guide to the Gold STEPS.....	5
Girl Scout Gold Award STEPS.....	6
Frequently Asked Questions FAQs.....	8
Sample Gold Award Projects.....	12
From Good to Great, Successful Girl Scout Gold Award Projects.....	13
Girl Scout Gold Award Do's and Don'ts.....	14
Gold Award Procedures.....	15
Checklist	
The Approval Process	
After Your Project Has Been Approved	
Finalizing Your Project	
Receiving Your Girl Scout Gold Award	
The Girl Scout Gold Award Project.....	18
Planning a Project	
Choosing a Project	
M*O*N*E*Y and Your Leadership Project.....	21
How to Complete the Paperwork.....	23
Girl Scout Gold Award Initial Project Proposal.....	25
Girl Scout Gold Award Final Project Report Form.....	29
Girl Scout Gold Award Project Notification of Change.....	31
A Message to Girl Scouts 14-17.....	33
Benefits of Earning the Girl Scout Gold Award.....	36
Ways Parents/Guardians Can Support Girls.....	37

What is the Girl Scout Gold Award®?



The Girl Scout Gold Award is the highest recognition that a Girl Scout may earn. It allows you to use the leadership and organizational skills you have attained as well as other experiences to create a project that will help a community, a school, or faith-based institution. The prerequisites help you develop skills, practice leadership, explore career possibilities, and discover yourself. All of this will be put into action when you develop and implement your Gold Award Project. This booklet explains the process for girls earning this award in the Girl Scout Council of Orange County.

Statement of Philosophy and Overall Standards of Performance for Completing the Girl Scout Gold Award

- Any Girl Scout working to the best of her ability should be able to earn the Girl Scout Gold Award.
- A Girl Scout must take the initiative to choose her own activities which fulfill all requirements to earn this award.
- A Girl Scout should demonstrate responsibility, leadership and community involvement in her project design and implementation.
- Throughout the project, the Girl Scout must maintain contact with her chosen Gold Award Project Advisor.
- The Gold Award project should adhere to criteria outlined in this booklet and in the *Girl Scout Gold Award Go For It* insert.

There are seven (7) STEPS to the Girl Scout Gold Award. Girls 14-18 or in grades 9-12 may work on STEPS 1-3. Girls 15-18 or in grades 10-12 may work on STEPS 4-7.

A girl must be at least age 14 or going into the 9th grade to work on STEPS 1-3. Girls must be at least 15 or going into the 10th grade to work on STEPS 4-7, related to the Girl Scout Gold Award Project.

Quick Guide to the Gold STEPS

1. ORGANIZE ⇒ BUILD A FRAMEWORK

- Find out about council workshops offered, the approval process, and deadlines.
- Read *Go For It!*
- Meet with advisor.
- Develop a timeline.
- Make an agreement.

2. LEAD ⇒ GIRL SCOUT GOLD LEADERSHIP AWARD

- Earn three interest projects.
- Earn one STUDIO 2B Focus charm (girl's choice).
- Complete 30 hours of leadership.
- Journal.

3. NETWORK ⇒ GIRL SCOUT GOLD CAREER AWARD

- Complete 40 career exploration hours OR get a paying job/start your own business.
- Create dream job description.

4. EXPLORE ⇒ GIRL SCOUT GOLD 4B'S CHALLENGE

- Complete skill inventory.
- Create community profile.
- Create vision statement.
- Develop a network.

5. CREATE ⇒ PROJECT PLAN

- Identify a community problem/need.
- Research.
- Brainstorm ways to solve the problem.
- Create a budget.
- Create a timeline of project steps.

6. ACT ⇒ GIRL SCOUT GOLD AWARD (Plan and do your project.)

- Carry out your plan; make changes as needed.
- Log 65 hours.

7. REFLECT ⇒ EVALUATE

- Reflect/evaluate.
- Celebrate.



Girl Scout Gold Award® STEPS



STEP 1: ORGANIZE ⇒ BUILD A FRAMEWORK.

Get organized so that you can carry out the other six steps.

- Read the *Girl Scout Gold Award Go For It! Insert*.
- Meet with troop/group advisor or Girl Scout Gold Award project advisor and develop a timeline for STEPS 2-4.
- Make an agreement with your adult advisor.

STEP 2: LEAD ⇒ EARN THE GIRL SCOUT GOLD LEADERSHIP AWARD.

Put the Girl Scout Law into action.

- Earn three Girl Scout Interest Project awards related to parts of the Girl Scout Law.
- Set goals and earn a charm for the STUDIO 2B Focus book of your choice.
- Log 30 hours in a leadership role.
- Journal in the *Girl Scout Gold Award Go For It! Insert*.

STEP 3: NETWORK ⇒ EARN THE GIRL SCOUT GOLD CAREER AWARD.

Reach out and build your network.

- Do a total of 40 hours related to career exploration.
- OR, Fast Track it with a paying job or starting your own business. If you currently have a paying job or have started your own business and have put in 40 hours on it, congratulations! Your fast track career moves allows you to be promoted. You can use this experience in place of the above steps.
- Write your dream job description.

STEP 4: EXPLORE ⇒ EARN THE GIRL SCOUT GOLD 4Bs CHALLENGE AWARD.

Find your voice.

- **Become:** Decide on two skills you need to improve and set goals for your personal growth.
- **Belong:** Create a community profile to find out more about your community needs and assets.
- **Believe:** Create a vision for change by focusing on community needs. Write a vision statement for your Girl Scout Gold Award project based on your answers to challenge questions. Use pages 9-12 in STUDIO 2B Focus Book: *Write Now* to help you write your vision statement.
- **Build:** Develop a specific network of people who might help with your vision.

Use page 18-19 in STUDIO 2B Focus: *Write Now* on building persuasive skills to help convince others to support your vision.

Use the *Girl Scout Gold Award Go for It! Insert* to keep records and journal for discussion and evaluation with Girl Scout Gold Award project advisor.

Note: Hours spent on the Girl Scout 4Bs Challenge can be applied to the 65 Girl Scout Gold Award project.

STEP 5: CREATE ⇒ CREATE A PROJECT PLAN.

Map out your Girl Scout Gold Award Project.

- **Plan It:** Identify a community problem/need and what you want to do about it; talk to your project advisor and commit to an issue. Keep record of time and process using *Girl Scout Gold Award Go for It! Insert*.
- **Know More About It:** Research information on your issue.
- **Choose It:** Brainstorm ways to solve the problem and create a budget. Council must approve any money-earning or gift-in-kind plans related to project.
- **Budget It:** Create a budget and review funding sources with your Project Advisor.
- **Map It:** Create a timeline of project steps and list of resources needed. Fill out project plan for council.

REMINDER:

- Work with your Girl Scout Gold Award project advisor.
- Submit plan to Girl Scout council for approval.
- Follow council submission guidelines. A girl cannot start on project until go-ahead is received from council.
- Receive feedback from council.
- Make adjustment to plans if necessary.

STEP 6: ACT ⇒ DO THE GIRL SCOUT GOLD AWARD PROJECT.

Make a difference in your community on something you strongly care about.

- Do it! Put plans into action.
- Adjust plans if necessary.
- Carry out your project of 65 hours or more.

STEP 7: REFLECT ⇒ REFLECT AND EVALUATE.

Realize how earning the Girl Scout Gold Award has changed you and impacted others.

- Reflect on what you did and answer questions to evaluate your effort.
- Celebrate your accomplishments.

Planning, implementation, and evaluation (STEPS 4-7) should take a minimum of 65 hours. A complete list of the STEPS of the Girl Scout Gold Award can be found in the *Girl Scout Gold Award Go for It! Insert* or materials available on request from the Girl Scout council. The *Girl Scout Gold Award Go for It! Insert* is designed for use with the *STUDIO 2B Basics Binder Set*.

Girl Scout Gold Award® FAQs



(Some FAQs adapted from “Girls Want to Know” section in *Girl Scout Gold Award Go for It! Insert*)

Who can earn the Girl Scout Gold Award?

Girls must be a registered Girl Scout and be 14–18 (grades 9–12) to work on STEPS 1-4 leading up to the Girl Scout Gold Award Project. Girls must be 15–18, or grades 10–12, when they work on STEPS 5-7 related to the Girl Scout Gold Award Project. Remember, as always, the project must be completed by September 30 following the girl’s senior year in high school. If she graduates early, she has until she is 18 to complete the project.

Can I earn the Girl Scout Gold Award if I am a STUDIO 2B group? What if I am a Juliette or individual member?

Girls who participate in a STUDIO 2B group and girls who are Juliettes are Girl Scouts. As always, if a girl meets the age and membership requirements, she can work towards her Girl Scout Gold Award.

Is the Girl Scout Gold Award Project an individual project, or can it be worked on by a team of girls?

Girls may work with other girls, but they must keep track of their specific work and 65 hours. Working on a project team is a life-skill and there are many different ways of assuming leadership.

How could this project be expanded into a group project? (Example of an art therapy project for a nursing home given.)

For more than one girl to earn her Girl Scout Gold Award doing a similar project, the girls might:

- Meet with and form collaborations with other community organizations that focus on serving the elderly.
- Expand the number of nursing homes served.
- Secure a larger grant for the project.
- Design a way for the activities to continue even after the girls have earned their awards: for example, working with the local colleges and the nursing homes to set up internships for college credit for students who participate in the project.
- Offer a greater menu of art therapy activities.
- Train a wider pool of volunteers.
- Create a tool kit or packet for nursing homes and residents that defines the project, lists available activities, and provides community contacts.

Can I earn the Girl Scout Gold Award even if she hasn’t been in Girl Scouts very long?

Yes! She just needs to be a registered Girl Scout and be willing to complete the 65 hours necessary to earn this award.

Do I have to have earned the Girl Scout Silver Award in order to do the Girl Scout Gold Award?

No. Not at all. However, it’s a great foundation for the process.

Do I need to do the steps in any particular order?

She can do the Girl Scout Gold Leadership Award and the Girl Scout Gold Career Award in any order, even work on them simultaneously, but she should do STEP 4, the Girl Scout Gold 4 B's Challenge prior to working on the Girl Scout Gold Award project, STEP 5. STEPS 1-4 must be completed and the girl must be 15 or in 10th grade to begin STEP 5. A girl MUST receive council's approval before starting the Girl Scout Gold Award project (STEP 5).

What is the difference between a troop/group advisor and Girl Scout Gold Award project advisor in the Girl Scout Gold Award process? Do girls need both?

A troop/group advisor is the adult who is working with an ongoing troop or group. She works with girls in the first three steps of their Girl Scout Gold Award — helping them get initial information, working on the Girl Scout Gold Leadership Award, and the Girl Scout Gold Career Award. Some resource consultants may be brought in while girls are working on specific Interest Project Awards, but the advisor will help girls keep on track and lay out an overall timeline. The troop/group advisor may help girls with the initial activities in working on the 4B's. Once a girl (or girls) develops her vision statement, the advisor might help her identify a person in the community who might be a great project advisor. Girls are encouraged to go beyond the group when seeking specific knowledge for a project. However, the troop/group advisor may act as the project advisor if she can fulfill that role and it is a decision arrived at by the girl and herself.

The Girl Scout Gold Award project advisor is an adult who has received training or will receive training on how to work with girls on the Girl Scout Gold Award project. She will have specific experience related to the project. For example, if a girl is doing a project to address a concern about AIDS in her community, the advisor might be someone from a non-profit that works with teens and health issues or an AIDS educator, or if girls are doing a literacy project for children of migrant workers, the project advisor might be an "English as a second language" teacher or a social worker giving assistance to the migrant camp. It is also possible that the troop/group advisor can work in partnership with the project advisor.

At what point should a Girl Scout Gold Award project advisor be identified?

It's great to have a project advisor to expand the network of adults and provide expertise for a girl's project. If a girl has an idea before she starts any work on her Girl Scout Gold Award, she might want to identify her project advisor from the very beginning. A girl's group advisor can act as the project advisor on the Girl Scout Gold Award through step 4, but GSUSA highly recommends that a project advisor be available when the project starts to come into focus during STEP 4, the Girl Scout Gold 4 B's Challenge phase. The project advisor should be identified in the planning phase before the Girl Scout Gold Award application is turned into the council. If a girl is having difficulties identifying an advisor for the project, she or her troop/group advisor should feel free to contact the council for assistance before the project application is submitted. A troop/group advisor may assume the role of project advisor if necessary or if she is truly qualified to oversee the topic area chosen.

What if a girl has already done some similar activities while doing other Girl Scout awards? Can these activities count toward her Girl Scout Gold Award?

Activities done prior to working on the Girl Scout Gold Award may not count toward the number of 65 hours for this award. However, if a girl has earned the charm for a STUDIO 2B Focus book that is one of the requirements for one of the awards, she will need to set new goals for herself in that Focus book.

What is the role of the council's Girl Scout Gold Award Support Group?

This is usually a group of adult volunteers, including past recipients of the Girl Scout Gold Award, dedicated to helping a girl succeed. They will review the size, scope, and cost of a project and make recommendations to ensure that it is in fact an appropriate project to earn a Girl Scout Gold Award. They might also be aware of community issues and dynamics that impact the project and may be able to introduce a girl to other adults who can assist her in her project.

What is the Girl Scout Gold 4 B's Challenge?

The 4 B Challenge will help girls be better prepared and informed before choosing a project to spend many 65 hours on. It was initiated to end the frustration girls expressed about the difficulty of coming up with ideas for projects.

Do the 65 hours put into planning and researching for the 4 B's Challenge count towards the 65 hours needed for the Girl Scout Gold Award project?

Yes. Even if a girl decides not to do the project she comes up with in the "4B's visioning process" when she gets down to planning with her advisor, she has not wasted the time in learning the process required to focus on a vision. A girl shouldn't be focusing on a project that she really doesn't want to be doing, or isn't able to do because of something she's discovered in her research or community networking. A girl might even discover a project advisor in the community networking process who sparks a different twist on her vision. The more that is found out about something, the more possibilities there are — the trick is to end up with a project that meets needs of the community and that allows a girl to be effective and passionate in what she is doing. For example, a girl may find that a safety program is not what is needed to prevent accidents in her community — what's needed is a stop light at a dangerous intersection. That will require focusing on a different network as she works with the community to make that kind of a change and her project advisor may need to be someone from the city council instead of a safety educator.

What about the use of Focus books? They seem to be so easy compared to Interest Project Awards.

The STUDIO 2B Focus books look deceptively simple (it must be all the pictures); however, the most important component of each booklet is the goal setting. Yes, it is possible to breeze through one, but if a girl is really true to the concept, and working "on her honor" she will set goals that involve stretching and learning — allowing for a thorough exploration of the topic in order to meet her goals. The role of the advisor is key to the goal setting process.

How can we assure that Girl Scout Awards represent quality projects? In the past we have had some projects that resemble service projects signed off by advisors.

The best way to assure that a girl is doing the best of her ability is to ensure that both she and her advisor receive orientation about the award and about the difference between a service project and a Girl Scout Gold Award project — whether it is through training, Web site information, or a marketing piece. The last thing a Girl Scout Gold Award Support Group or council wants to do is to be put in the position of telling a girl her project isn't a Girl Scout Gold Award when the final report comes in. The project at that point reflects on the adults who are advising her and it would be unacceptable to refuse her the award if she had put in the 65 hours and gone through with the process.

Is it recommended that a girl's parent be her advisor for the Girl Scout Gold Award?

GSUSA strongly recommend against it, even if a girl's parent is her advisor. Ideally, she should have an advisor that has experience in the area of her project. Avoid situations where parents do a girl's work, even when it comes to calling and asking questions. If money earning is involved, the girl and her advisor can act as a team, with the girl doing the planning and the adult doing the "ask."

What if a girl is 16 and graduating? Can she complete her project when she is in college?

Yes, this has been the case all along. A girl has until she turns 18 or until the end of the Girl Scout membership year when she is in high school.

What if a girl graduates and is 18 and doesn't have her project completed?

In this case the girl would have until September 30 of the year she graduates.

Can a girl who is mentally challenged earn the Girl Scout Gold Award? Don't we need a different set of requirements?

The Girl Scout Gold Award is something done to the best of a girl's ability. It is totally possible to work with someone who needs to adapt the program with the existing requirements. For example, a young woman who will never hold a job because of the severity of her disabilities was able to adapt the career component, turning it around so that she learned how to select her personal caretaker, how to evaluate her caretaker, and how to let her go. Her project focused on a community awareness program involving the group home that she lived in and was overseen by her caretaker. Her troop/group helped do the "legwork" and she provided the vision. There is not a need to have special requirements for girls who are handicapped or mentally challenged — encourage flexibility and the recruitment of advisors that can work with the girl individually. Specific questions on adaptations can be directed to the Disabilities Consultant in the Program, Membership and Research Group at GSUSA.

How do we get letters of congratulations?

The council has a system in place for requesting letters of congratulations and certificates from Girls Scouts of the USA. **Advisors, service units, and parents can not make such requests.** Please, no personal invitations to GSUSA's CEO and National President to respond to from troops/groups or individuals.

Where does a girl wear her related Girl Scout Gold Awards?

If a girl wears the Girl Scout uniform vest or sash for girls 14-17, she can choose to wear her earned charms on the STUDIO 2B Bracelet or on the STUDIO 2B Charm Holder pinned to the sash or vest with other earned insignia. The Girl Scout Gold Award goes to the left of the Girl Scouts of the USA Membership Pin. She can wear the STUDIO 2B Bracelet and Charm Holder and the Girl Scout Membership Pin and Girl Scout Gold Award with regular clothing as well. See "Girl Scout Central" on girlscouts.org for more information.

Sample Girl Scout Gold Award® Projects



Inspiration Corner

Need inspiration? Here are some sample projects to get you thinking:

- Start a bat education program for nature centers and schools, including a travel box and talk, as well as helping the community set up neighborhood bat boxes.
- Create a program for educating parents on the dangers of lead poisoning and present it at community events.
- Create a pedestrian safety campaign in your community; present the need for a stoplight in your community at a busy intersection to your local city council based upon your research.
- Develop a breast cancer awareness program in your community for mothers and teens through local women's church groups.
- Organize a chapter of SADD and plan a campaign for safe graduation parties in your community with representatives from the different high schools.
- Develop an anti-bullying program for children that include a drama component and peer counselors.
- Plan and host a student art show as part of a community event.
- Set up a cyber cafe in a retirement home and train volunteers to help new users connect with information and their loved ones.
- Start a community clothes closet for homeless or low-income teens.
- Present a movement class using music and art at local senior centers.
- Train a guide dog for the blind and educate others about the project.
- Write, cast, and direct a play to promote community conflict resolution.

Girl Scouts of the United States of America
www.girlscouts.org



From Good to Great: Successful Girl Scout Gold Award® Projects

A Girl Scout Gold Award project is different from a good community service project. It should involve girl planning, leadership, and decision making and focuses on addressing a real need in your community. When working as a group, each girl needs to play an individual role. Here are several examples of good service projects that have been expanded into great Girl Scout Gold Award projects.

Good Service Project	Great Girl Scout Gold Award Projects!
Volunteering many hours at a Park Service site picking up litter.	Reseeding an area with native vegetation and ridding area of non-native vegetation. Creating an interpretive guide on what the area was like years ago and why it is important to preserve native species.
Working at the local library doing children's story 65 hours or conducting a book drive for the juvenile detention center.	Creating a reading program for a migrant work camp in the summer. Assuring that each child receives a book (bilingual) of their own. Matching young children with volunteer tutors from the high school Spanish club to create an ongoing service project.
Volunteering to collect games and food at the mall for a teen center.	Creating a health access booklet for teens in the community; culminating with a teen health fair with various organizations presenting their services. Admission is canned goods for a teen center.
Acting in a play to commemorate the 100 th anniversary of a community.	Researching and writing a script for a cemetery tour focusing on the founders of the community. Casting parts, creating costumes and arranging for a series of evening cemetery tours to kick off the founding of the community.
Planting flowers in a park during a community service day.	Working with the city parks department to start a public gardening project in your community. Providing food to a food bank from the garden. Using a greenhouse at a school to start plants yearly with kids and retired folks as mentors.

Girl Scout Gold Award® Do's and Don'ts


Do

- Use the Go for It! The Girl Scout Gold Award STUDIO 2B insert for planning and documenting your activities.
- Attend a council orientation on "Going for the Girl Scout Gold Award" if possible.
- Get council approval before starting on your Girl Scout Gold Award project.
- Find out if your council has a schedule for submission of reports for award ceremonies and plan accordingly.
- Follow all national and council guidelines for money-earning and safety.
- Work with a Gold Award project advisor.
- Be realistic about planning a budget for your project.

Don't

- Be afraid to do an individual project based on your own interests that meets a need in your community.
- Start a project until you have had your project plan approved by your Girl Scout council.
- Lose your vision and leadership in the course of the project—you are the one in charge, even when facilitating the work of others.
- Don't ask for money or donations yourself. Work with an adult who has to do "the ask" after getting council permission.
- Get locked into earning the Gold Award—it is a personal choice.

Girl Scouts of the United States of America
www.girlscouts.org



Girl Scout Gold Award® Procedures



The following information is a general guide for you and your advisor:

Checklist

- You must be age 14 or entering grade 9 to begin working on STEPS 1-4 of the Girl Scout Gold Award. You must be age 15 or entering grade 10 to start work on STEPS 5-7. Accomplishments prior to age 14 or prior to the summer of your 9th grade year can not be used toward the Girl Scout Gold Award.
- You must be a registered Girl Scout when you submit your Girl Scout Gold Award Project Form and Girl Scout Gold Award Project Report Form.
- You must complete the final project and turn in the appropriate paperwork no later than September 30th of your high school graduation year. A Girl Scout who completes an accelerated high school program and begins college, and is still within the age definition of the membership standard, may complete work on the Girl Scout Gold Award during her first year of college.
- You must use the correct Girl Scout Gold Award Project Form (found in this booklet). The form must be complete and have all the appropriate signatures. Incomplete or incorrect forms will be returned for completion before the Girl Scout Gold Award Support Group reviews your plan. Forms may be downloaded from the GSCOC web site: www.gscoc.org. **Please DO NOT use the national forms found online at www.girlscouts.org.** Please word-process all the responses to the question in the Project Plan.
- You must provide complete answers to all questions. You may use additional pages if necessary to explain your project.
- Your project must be approved before you may start your project.**
- You must have a trained project advisor who will work with you on the project portion of your Gold Award. This is a requirement. Girls do not have to take the training but project advisors **MUST** be trained. Adults trained before January 2005 will need to be retrained to be eligible.

The Approval Process

- You must submit your Girl Scout Gold Award Project Form to the Girl Scout Gold Award Support Group prior to starting your project. Please submit your project plan to your troop advisor and project advisor first and give them enough time to look over your plan before the deadline.
- The deadline due date for project submission is the 1st day of October, December, February, May and July at 6:00 p.m. Forms must be received in the Girl Scout Service Center by that date and time. If your form is mailed, we suggest that you mail it at least 5 days before the due date to allow time for it to arrive in the Girl Scout Service Center. We DO NOT accept FAX copies. Once applications are received, you will be contacted with your interview time.**

- If the 1st is on a weekend or a holiday, the deadline is 6:00 p.m. the next business day. Please note that the Girl Scout Service Center is closed on Fridays. If the 1st is on a Friday, the deadline is 6:00 p.m. the next business day. **“Dates to Remember” including deadline due dates for project submission and interview dates can be found on the council web site at www.gscoc.org.**
- Forms received after the due date and time will be held until the next due date.**
- You will receive a letter acknowledging receipt of your Gold Award plan and letting you know when the Gold Award Support Group will meet. For interview dates see *Active Encounters*. You will be given an appointment time when you will be required to present your project plan to the Gold Award Support Group. **This is mandatory before you may begin your project.** Please plan on a short presentation (5 minutes) and a question period that should only last 15 minutes. If everything is in order, you will receive your approval at the time of the interview.
- The Gold Award Support Group will classify your plan in one of the following categories:
 - Approved as submitted.
 - Pending: Some additional clarification is requested on one or two aspects of the project.
 - Request for Resubmission: You will need to re-submit your plan providing additional information as requested.
 - Denied as Submitted: Projects are denied when they do not comply with GSUSA *Safety-Wise* guidelines, are too simplistic to merit Gold Award status or the project has been previously implemented at the same agency and is not an original project.

After Your Project Plan Has Been Approved

- Once your project is approved, you may not change your project without completing a “Notification of Change” with the Girl Scout Gold Award Support Group.
- You should keep in close contact with your selected project advisor. She/he is a key resource for you as you complete the research, design and implementation of your Girl Scout Gold Award project.
- You have until September 30th of the year in which you graduate from high school to complete your project and turn in your paperwork. A Girl Scout who completes an accelerated high school program and begins college, and is still within the age definition of the membership standard, may complete work on the Girl Scout Gold Award during her first year of college.

Finalizing Your Project

- Upon completion of your project, you must submit the Girl Scout Gold Award Final Project Report Form.
- The form must be accompanied by the recorded 65 hours detailing the dates and activities you have done and the amount of time you have spent on each activity.

- You must also send in a letter from your Project Advisor or a representative of the institute or agency that observed or benefited from your project attesting to your contribution.**
- You and your project advisor must sign the form.
- After the Gold Award Support Group reviews your final paperwork you will receive a letter stating you have completed the requirements for the Girl Scout Gold Award.


Receiving Your Girl Scout Gold Award®

Beginning in 2006, girls may choose to receive their Girl Scout Gold Award pin at a troop or community ceremony. This will help to ensure that girls are recognized in a meaningful way and that each girl is truly honored and given the recognition she deserves. It is the hope that this will be more personal and reflect the individual accomplishments of girls.

The Girl Scout Council of Orange County recognizes Girl Scout Gold Award recipients who have completed the requirements for the Girl Scout Gold Award by providing letters, certificates, pins, photos, and notebooks. A council resource for planning a Gold Award ceremony will be available in November 2006.

Once girls have earned the Gold Award they should notify the council of their ceremony date as soon as possible.

Juliette Girl Scouts have the option of being recognized at the annual Girl Scout Recognition Tea.



The Girl Scout Gold Award© Project



Planning the Project

A successful Gold Award project has five characteristics: vision, passion, connection, longevity, and community impact.

Vision

As a Gold Award candidate, you look at your community, see a need and try to meet that need. You can describe the need with statistics, statement of community experts or other data. If your project is focused on an existing organization or program, then your project must extend its work. You should enlist others to help you put your plan together, but it is your leadership and initiative that make it happen.

Passion

Find something in which you are most interested. Your project is something that should come from your heart. It is the difference between doing a project just to get it done, or doing something that really is important to you.

Connection

Your project should connect you and your team of volunteers with those who are being served.

Longevity

Gold Award projects should be ongoing in their effort or because you have trained others to carry on the work. For example, if you developed a literacy program in an area where it was needed and taught some children to read, think of the significant impact you have had on their lives. How can this project continue when you are gone?

Community Impact

Does your project go beyond the Girl Scout community. The Gold Award project **must** reach beyond the “world” of Girl Scouting and extend into the surrounding community. Please remember that only **your** time is counted in the minimum 65 hours required for a Gold Award project.

In addition, the project needs to meet several criteria:

- You must select a project advisor. Your project advisor will work with you as you design and implement your project and will be a continuing resource to you as you complete your project. If your troop advisor or parent/guardian fills this role, you must seek guidance from a content expert for at least a portion of your project.
- If your project is an improvement to GSCOC property you must work with the GSCOC Assistant Executive Director – Property. If your proposed project requires GSCOC involvement, such as working with a department or augmenting a GSCOC-provided service, a GSCOC representative must submit a letter to the Gold Award Support Group stating the project is needed and that you have permission to undertake the project. This should be included with your initial paperwork.
- Is your project realistic? Be careful not to plan a project that is too demanding or one that will be too difficult to complete. Know your own limits. Your project, however, should not be too simplistic to merit Gold Award status.

- You should enlist others to help you or work with organizations to put your project in place, but it is your vision and leadership that should make it happen.
- The Gold Award Support Group may approve joint projects. If this will be a joint project, both girls must have their own, individual, well-defined role that can stand on its own. The group project must be broad enough in scope that both members of the team can bring their own significant leadership and vision to the effort. Each member of the team must have significant responsibility for a portion of the project. The scope of a joint project needs to be large enough to require more than 130 hours of work (65 hours per girl). The project must be able to be broken into distinct segments of work with leadership, creativity, etc. separately demonstrated for each girl. The two projects should not be tied together so much that if one girl doesn't complete hers, it would interfere with the other girl completing her piece. There may be some projects that don't lend themselves to being divided into two distinctive standalone components. If this is the case for you, please acknowledge in your plan that you understand that in the event your partner fails to do her part you will also be responsible for doing her part. The work for each girl must be equal and a minimum of 65 hours for each girl. Each girl must submit her project plan in her own words. **Identically written** project plans will not be approved. The project plans for each girl must be submitted for review at the same time.
- Have you created a realistic budget? Submit your proposed budget with your project plan and discuss how you will pay for the proposed costs. Remember you may not raise funds for other organizations. However, you may ask for donations of materials and supplies. You may collect money at an event to cover the cost of site fees but you may not charge an entrance fee.
- Your project must require a time commitment of 65 hours, minimum, of your personal time. Keep a log of your hours. Once your project is approved, you may count all the time after that date. Your time should include hours spent researching, planning, making contacts, training and directing others, actual project implementation, cleanup and post-project evaluation.
- Have you created a project for which there is an ongoing need in the community? Your project could include a plan for continuation or maintenance of your project, if appropriate. Likewise, if your project includes the creation of a website, you should put a plan into place to update it on a regular basis.
- Have you designed a project that would be classified as a "collection?" These projects include clothing and food drives or the collection of other items that are intended to be donated to another organization. Projects of this type require an additional component beyond the coordination of the collecting process. This component should involve creativity, leadership, and innovation and should be the primary focus of your project. You are encouraged to interact with the people to whom the collected items are being donated. **"Collection" projects will not be approved without the added component.**
- Have you reviewed *Safety-Wise*? *Safety-Wise* contains GSUSA program standards, guidelines and checkpoints for safety. It must be consulted to ensure your project falls within the acceptable safety guidelines. As part of your *Initial Project Plan*, you must list and briefly describe the *Safety-Wise* considerations that you must follow. Do not submit a list of standard numbers.

- You may not begin your project before you have received approval from the GSCOC Girl Scout Gold Award Support Group. Any work accomplished prior to approval will not count towards the 65 + required hours.

Choosing A Project

The hardest part of any job, including the Girl Scout Gold Award project, is getting started. You may find that you're not sure what you want to do and then you don't know how to complete the paperwork because you're not sure what the Gold Award Support Group is looking for. To help "fix" this, make sure you have a copy of the current *Path to the Gold* booklet and read through it to see what kinds of information the support group is looking for. Then, take one of the Gold Award workshops that are offered through *Active Encounters*. These are beneficial because current members of the Gold Award Support Group can talk about what is needed, help you with some ideas based on your particular interests and can answer any questions you may have. Finally, talk with you Advisor.

The Gold 4'B Challenge is designed to help you focus on what is important to you and what is needed in your community.

In choosing your Gold Award project, you must demonstrate leadership of others and provide service to your community, school, or religious institution. The project must involve others outside of the Girl Scout community. Choose a project that is needed and that is also a challenge to you. It does not have to be an original idea, but it must have your individual mark on it.

The Gold Award project should not be a simple service project, such as collecting canned goods for a local shelter. Some projects that are not considered to merit Gold Award status are: blood drives, collection of any kind (eyeglasses, canned goods, books, personal hygiene items, etc.) Some of these activities might become part of your Gold Award project as the scope of the project is expanded. As an example, you might put on a health fair which includes a number of stations. One of the stations might be a blood drive, or people may have to bring an old pair of eyeglasses or canned food to participate in the health fair.

Remember that you cannot begin working on the project until the Gold Award Support Group at GSCOC approves it. You must, however, do some planning before you submit your plan. This shows that you have a plan of action, have made contacts with the participating organization and that you can show the need for your project.

M*O*N*E*Y and Your Leadership Project

(adapted from “Go for It” STUDIO 2B Girl Scout Gold Award insert)



One of the challenges facing every girl “going for the Gold” is financial. Often, when the planning gets serious, adjustments have to be made in the doing. On the one hand you are asked to meet a need in your community; on the other hand, you have some major constraints outlined in *Safety-Wise* and by your council. So what’s a girl to do?

OK: The reality first, then some possible ways to approach it. Think of those who have gone before you. They figured it out, and so can you! Then clear the adjustments you have made in your plan with the council.

1. You can’t ask for money as a girl member of Girl Scouts. You can’t ask for materials or services (technically called gifts-in-kind) either. This asking is considered fundraising by the IRS and Girl Scout policies — and for a lot of reasons (legal and otherwise), adults are the only people who can raise money for Girl Scouting.

What you can do: Since adults can solicit money, work with an adult partner if you really need to get a donation of materials or need some funds. You **can** describe your project to others, write a letter, create a PowerPoint presentation or write the grant, but an adult has to do the actual ask and sign on the dotted line. And don’t forget to clear the solicitation with your council. No way around it.

2. You can’t raise money for another organization as a Girl Scout. That means you can’t have a bake sale and tell people that you are giving the proceeds to a homeless shelter for meals, you can’t ask for pledges for a walk-a-thon to benefit breast cancer research, and you can’t hold a benefit dance to raise money for Sally’s kidney operation.

What you can do: This is where it gets a bit tricky. Your troop/group **can** hold a bake sale or birdhouse sale and can charge a fee to an approved event that you put on to earn money **for your troop/group’s activities**. However, **your troop/group must have council permission for any money-earning activity. Your troop/group may then decide to use that money toward** the completion of a Girl Scout Gold Award Project, such as the purchase of materials. It must be a troop/group decision on how to allocate the funds, which can be used for group or individual projects. If you are an individually registered member, things are slightly different. You cannot earn money as an individual Girl Scout for yourself. The money you earn must go to an account held by a group troop/group, service unit, or your council). Next, you must present your need for funds to that group. There is no guarantee that you will get back the amount of money you earned for the group, as the dispersal of funds will be a group decision.

Hot Group Money-Earning Ideas

Reminder: All Girl Scout activities should meet **Safety-Wise** and council guidelines.

1. Sell Girl Scout cookies. (Think big — why not fax order forms to businesses in your area, or arrange for booths at sports events or college dorms. You end up helping your council as well as your group.)

2. Provide childcare at special events during the holiday season or community events. (Be sure to have an adult trained in first aid present.)
3. Recycle aluminum cans. (How about a community can-a-thon? Involve small businesses as well as families.)
4. Put on a gigantic garage sale. Don't forget to make refreshments to sell!
5. Offer clown activities and face painting at family events or malls.
6. Wrap gift packages at holiday fairs.
7. Apply for a community improvement grant. (Check with the mayor's or governor's office and the council. Arrange for an adult to be the signer. The money may need to go through the council or service unit, as well.)
8. Hold a penny drive. Appeal to friends and family members to save loose change for you. (Donations of coins can accumulate really fast, and can present you with the nice problem of hauling a heavy load to the bank.)
9. Recruit "shareholders" for your group's budget. Figure out the total budget and prepare an "ask" for sponsors who support your year's activities. (As shareholders, they deserve an annual report.)
10. Provide classroom or home birthday parties on order (cupcakes and games for the busy mom).

Do Not Engage In The Following Kinds Of Activities:

1. **Money-earning projects where you are performing an activity that someone normally gets paid to do** — in other words, taking jobs away from people, such as store workers, maintenance staff, or service providers. (**However**, if certain activities — for example, cleaning a stadium after a game or gift wrapping at a store — have previously been defined clearly as opportunities for nonprofits to earn money, you can undertake these activities **with council approval**.)
2. **"Cheap labor" projects disguised as money-earning projects.** At first it may sound like a great idea, but you are actually being taken advantage of and taking away the job of someone who should be paid more money than you are being offered. That's why there are child labor and minimum wage laws!
3. **Money earning projects where Girl Scouts of the USA might be perceived as endorsing a product or political viewpoint or cause.** This includes getting paid to pass out flyers for political candidates or freebees at a business opening. When in doubt, check with your council.
4. **Money earning projects where the money goes to individuals rather than to your group as a group donation.** You cannot be employed as a *Girl Scout* to earn money.
5. **Selling anything on the Internet as a Girl Scout.** Safety issues and council boundaries are of primary concern here.

How to Complete the Paperwork



The following is a guide provided to help you in filling out the forms:

- 1. The title of my project is:**
This is self-explanatory.
- 2. The community need that my project will address:**
Don't describe the project, that will come later, but rather the *need*. This is where you explain your vision for the project. You might briefly show the need with statistics, statements from professional or community experts, or other documentation. Be sure you get permission from the organization or community you plan to help. This will ensure that there is a need and that they are willing to have you do this project. Your project must reach beyond the Girl Scout community. If it is a project that benefits the Girl Scout community, the scope of the project must extend out into the community by getting people in the community to help with the project. An example would be putting on a recruitment workshop that is open to a community where there aren't a lot of girls participating in the Girl Scout program. In this case, you are going out into the community and reaching out to girls that haven't been involved in Girl Scouting. By providing the workshop to them, they may see that Girl Scouting is fun. Their participation might persuade them to join.
- 3. Name and address of organization that my project will benefit:**
Please give complete and correct information.
- 4. Name, address and phone number of by council-trained project advisor:**
This will probably **not** be your Girl Scout Troop Advisor. Your project advisor could be from the organization that is benefiting from your project or another adult affiliated with your troop.
- 5. What I plan to do:**
Describe your project as if you were telling a friend. Discuss why you selected this project.
- 6. How I plan to do it:**
Be specific – list the steps, materials, supplies, and resources you plan to use. This is the heart of the project plan and the area that requires a lot of work. The plan should include all the details needed by someone else to carryout the project as though you weren't around. Describe the current condition or situation you are going to change. If you project is to build something, you will need an idea of what the steps are to building it. What supplies are you going to need? Are any tools needed? If so, what will you need and where will you get them? If your need to obtain materials, how are you going to do that? If items are being donated, say so. Note that you project requires your vision and leadership. If you are using "I" throughout you explanation, you need to reassess how you are going to expand the scope to include others to help you with the project. Describe how you are going to organize you volunteers. Will they be divided into teams? Who is going to organize your volunteers? Who will lead the various teams? What task will each team accomplish? How will you use your adult a volunteers. If you have designed a project that would be classified as a "collection", it requires that you develop an additional component. These projects include clothing and food drives or the collection of other items that are intended to be donated to another organization. This additional component should involve creativity, leadership and innovation and should be the primary focus of your project. You are encouraged to interact with the people to whom the collected items are being donated if that is possible.
- 7. I will use the following leadership skills for this project:**
Don't just list leadership skills (directing, coordinating, oversight, etc). Be very specific on how you are going to use your leadership skills. Will you be recruiting volunteers? Will the volunteers require training? Are you running workshops where you will be teaching participants?

8. **I will use the following *Safety-Wise* Standards, Guidelines and Activity Checkpoint(s) in my project.**

Go through *Safety-Wise*. There are many things you will need to consider for your project. You may need permission slips, a first-aid kit, maintain the appropriate girl/adult ratio, etc. There are also very specific checkpoints for certain types of activities. Explain what the requirements are and what you will be doing to meet the safety requirements. We understand that you might be doing something with a particular community that has its own requirements identified, and many times, they may be very stringent. So, you must identify how you plan on meeting the requirements of *Safety-Wise*.

9. **List the people who will help you, including the name of the agency they represent title/position and phone number.**

Discuss who will be doing the work. You will have specific names and phone numbers for some of the people with whom you will be working, but in some cases you don't have that because you haven't recruited volunteers. In these instances, identify where you plan on recruiting. Will it be from your high school? Your church? Your Girl Scout troop/group? Remember that many students in high school may need service 65 hours to fulfill various requirements. They may be very willing to help you with your Gold Award project.

10. **List how you plan to spend your 65 + hours (be very specific):**

Any successful project needs a good schedule. It identifies when things will be done, in the order in which they will be accomplished, and an estimate of the time it will take. Be very specific in outlining your plan. The hours should be very clear and should add up to over 65 hours.

11. **Estimate the cost of planning and implementing this project and describe how you will meet these costs:**

Every project has a cost of some kind. You must consider at the outset what funding is necessary to successfully execute your project. Create a realistic budget that does not rely on securing grants or raising large sums of money. You may seek donations of materials, tools, and supplies by developing a plan with your project advisor. An adult must accompany you when making contact with potential funders. If you are doing the project for a particular organization and they have a need, they may even provide the supplies. You may have a money-earning project to cover your costs, but you must receive approval through the proper GSCOC channels using the appropriate forms. Your troop advisor can provide you with this information. You may not collect money at an event by charging an entrance fee. You may request that participants bring canned goods, toiletries, or other types of products as part of a service project within your event. For example, if you are having a health fair and one of the stations centers on seeing and taking care of your eyes, you might ask participants to bring eyeglasses which would be donated to the Lions Club. The collection can be part of your Gold Award project, but not the main focus of your project. You may not raise funds for another organization. The Girl Scout Gold Award Support Group wants to know in detail what your costs are, and how you plan on funding them. It can be taken out of your individual account, funded by your parents, or by your troop holding a money-earning event. In addition, if you are planning on receiving donations for your project what is Plan B in the event you are unable to obtain the required supplies?

12. **Community Impact:**

How will you evaluate the effectiveness of your project and its impact on the community?

STEP 2: Lead. Girl Scout Gold Leadership Award

SET THE SPARK: Earn 3 Interest Project Awards related to the values in the Girl Scout Law.

Interest Project Awards Earned	Date Completed	Advisor/Consultant Signature
1.		
2.		
3.		

DO IT YOURSELF: Earn 1 Focus Book charm.

STUDIO 2B Focus Book Charm Earned	Date Completed	Advisor/Consultant Signature

PUT LEADERSHIP INTO ACTION: Word process your 30 hours of leadership experiences on a separate paper. Clearly label your description.

Leadership Experiences	Date Completed	Advisor/Consultant Signature
1.		
2.		
3.		

PUT IT TOGETHER: Capture what you have learned earning the Girl Scout Gold Leadership Award.

Activity	Date Completed	Advisor/Consultant Signature
Complete journal writing, pg 13		

STEP 3: Network. Girl Scout Gold Career Award

List Leadership activities and hours completed. You must have at least 40 hours.

Career Activity	Hours	Date Completed	Advisor/Consultant Signature
1.			
2.			
3.			
4.			

Fast Track Option (describe)	Hours	Date Completed	Advisor/Consultant Signature

Activity	Date Completed	Advisor/Consultant Signature
Dream Job Description		

STEP 4: Explore. Girl Scout Gold 4B's Challenge

Become: Yourself. Decide on two skills you need to improve and the steps you will take to improve them.

Skills to be Improved	Date Completed	Advisor/Consultant Signature
1.		
2.		

Belong: Your Community. You belong to your community. Who else lives there? Find out more about your community and its members. Attach your Community Profile to this proposal plan.

Community Profile	Date Completed	Advisor/Consultant Signature
Attached		

Believe: A Vision For Change. Crafting a vision for change is the initial step for making the change become a reality. Attach your vision statement to this proposal plan.

Vision Statement	Date Completed	Advisor/Consultant Signature
Attached		

Build: Your Network. Complete the answers to the questions.

Your Network	Date Completed	Advisor/Consultant Signature
Questions		

STEP 5: Create. Your Girl Scout Gold Award Project Plan

Please answer the following questions. This **MUST** be word-processed. Refer to the section in this booklet to help you complete the questions.

1. The title of my project is:
2. The community need that my project will address:
3. Name and address of organization that my project will benefit:
4. Name, address and phone number of my project advisor:
5. What I plan to do:
6. How I plan to do it. Be specific – list the steps, materials, supplies, and help you plan to use:
7. I will use the following leadership skills for this project:
8. I will use the following *Safety-Wise* Standards, guidelines and Activity Checkpoint(s) in my project:
9. List the people who will help you, include the name of the agency they represent title/position and phone number.

10. List how you plan to spend your 65 + (be very specific): This is a list of activities to be accomplished and the hours it will take to complete them.
11. Estimate the cost of planning and implementing this project and describe how you will meet these costs:
12. Community Impact:

When do you plan to receive your Gold Award?

_____ (Date)

Signatures:

Girl Signature

 Date

Troop/Group Advisor Signature

 Date

Project Advisor Signature

 Date

Date Project Advisor was trained: _____

Return this form, including the projected 65 hours you will complete while working on this project to:

Attention: Girl Scout Gold Award Support Group
 Girl Scout Council of Orange County
 9500 Toledo Way
 Irvine, CA 92618

The deadline for project submission is the 1st day of October, December, February, May and July at 6:00 p.m. Forms must be received in the Council Service Center office by that date and time. If your form is mailed, we suggest that you mail the form at least 5 days before the due date to allow time for it to arrive in the Council Service Center. We DO NOT accept FAX copies. Once applications are received, you will be contacted for your interview time.

THERE ARE NO EXCEPTIONS TO THE SET DEADLINES.

STEP 7: Reflect. Reflect and Evaluate

These questions and your answers should be word processed on a separate e of paper in the same order as they appeared here.

1. Summarize your project. Include the issues your project addressed and the methods you used for meeting the project's objectives.
2. Discuss the benefits your project provided to others.
3. Detail the methods used for evaluating the impact of your project.
4. What did you learn about yourself as a result of this project?
5. What aspects of your project would you change or do differently?
6. What was the most successful aspect of your project?
7. Include a 3-4 sentence summary to be used in publicizing your project and in the Gold Award Banquet program. GSCOC reserves the right to edit this summary.

When do you plan to receive your Gold Award?

_____ (Date)

Signatures:

Your Signature

Date

Troop Advisor

Date

Gold Award Project Advisor

Date

A Message to Girl Scouts 14-17

Make Your Mark

Earning the Girl Scout Gold Award can be a lot of fun. You'll meet many new people, learn great things about yourself and your capabilities, put all of your leadership skills into action, and, best of all, make your mark in your community.

A Girl Scout Gold Award Project can make a lasting change for better in your community.

The Girl Scout Gold Award is the highest achievement for Girl Scouts ages 14-17 or in grades 9-12. When you go for the Girl Scout Gold Award, you will design and lead a project that takes at least 65 hours, including "planning and doing" time, to complete.

Not only will you gain a personal sense of accomplishment and benefit your community, but you will also be joining a network of tens of thousands of powerful and accomplished women who have earned this honor. You'll find that colleges and universities, businesses, and your community recognize the effort and leadership you have demonstrated. In fact, some colleges and universities offer scholarships to girls who have earned their Girl Scout Gold Award.

And while earning the Girl Scout Gold Award, you'll earn three other awards as well. Here is what some girls have to say about going for the Gold:

"My most important advice is to have fun. Enjoy every minute of your work or it won't be meaningful to you."

-Jennifer, 17

"All I have to say is go for the Gold. You can do it. Don't give up. Your senior year of high school is the best, and you should make it the best by completing you Girl Scout Gold Award. Plus, it looks really good on your application for college."

Marilee, 17

"Think about your passions and what you enjoy, then apply them to your community. Don't pick something to do because you think it is impressive – you won't enjoy it and the project won't have the same meaning for you as if you created a project about something you loved."

-Jennifer, 17

"If you know you want to earn you Gold Award but you don't know what project you want to do, don't let that stop you form starting the prep steps. Then when you decide on a project, you will be ready to jump in."

-Jennifer, 17

“The sense of pride and accomplishment you get when you complete your project... that’s what brings everything together. That’s when you know it was all worth the effort.”

-Stephanie, 17


“It’s not the computers that make a successful project. It’s the smile on a girl’s face when she gets an A in math and science. It’s the way she talks about herself, showing that she too can succeed. It’s seeing a girl be responsible and happy with herself.”

-Nickole, 17

Ever think that one person can make a difference?

The *Girl Scout Gold Award: Go For It! Insert* will help you to organize your thoughts and turn your dreams into a reality. Plan for success and implement a project that will change your life and those your project is trying to serve. *Go For It!* fits into your STUDIO 2B Basics binder so you can track and log the STEPS and stages of your path toward the highest award in Girl Scouts.

Girl Scout Gold Award: Go For It! Insert





Earn It!

A 19-Year-Old's Tips for Success

1. Figure out what you want to do early.

It is important to choose a project as soon as possible and focus on it.

2. Correspond weekly with your advisors.

Even if it just to check in, they may have access to more resources than you do.

3. Be aware.

Be aware that the Girl Scout Gold Award committee looks for original, artistic, and creative projects.

4. Don't wait until the last minute.

You have a busy senior year with lots of work, and problems can arise with the project or the paperwork.

5. Make sure you choose.

Choose a project that is personally meaningful and relevant so you won't mind dedicating a lot of time to it.

-Karis, age 19, now a sophomore at New York University



Benefits of Earning the Girl Scout Gold Award®

- The Girl Scout Gold Award is the highest award in Girl Scouting. A national award, with national standards, it represents girls' time, leadership, creativity, and effort contributed to making their community better.
- A young woman who has earned the Girl Scout Gold Award has become a community leader. Her accomplishments reflect leadership and citizenship skills that set her apart.
- An increasing number of colleges and universities have recognized the achievements and leadership abilities of Girl Scout Gold Award recipients by establishing scholarship programs for them. Although Girl Scouts of the USA does not award scholarships to Girl Scout gold award recipients, GSUSA does publish the Scholarships for Girl Scouts Directory, which lists these schools. Copies of the directory are available at Girl Scout councils and online.
- Girls who have earned the Girl Scout Gold Award often enter the four branches of the United States Armed Services at an advanced level and salary, having been recognized for their level of leadership shown in earning the Girl Scout Gold Award.
- The achievements of Girl Scout Gold Award recipients are acknowledged by many government and non-profit organizations. A list of these organizations is available for Girl Scout councils.
- The American Legion presents an America flag to each girl who earns the Girl Scout Gold Award.
- Many state and local organizations also acknowledge the recipients of the Girl Scout Gold Award.
- The Girl Scout Gold Award projects themselves solve community issues and improve lives.
- The Girl Scout Gold Award process creates assets for the community and the future.


Ways Parents/Guardians Can Support Girls working on the Girl Scout Gold Award®



The Girl Scout Gold Award is the highest award in Girl Scouting that girls 14-18 can earn. It represents a girl's commitment to herself and to her community, as she focuses on leadership, career exploration, personal challenges and completing a lasting project that will benefit her community. It takes many hours of preparation, planning and work to accomplish the goals a girl has set for herself.

Parents/guardians play a significant role in supporting a girl's path to the Girl Scout Gold Award. As a parent you may be called upon to be coach, mentor, cheerleader, sounding board and chauffeur. As a parent, you are not expected to be a taskmaster — this is the girl's project. However, you can assist a girl by:

- Reading through the materials provided to girls regarding the Girl Scout Gold Award so that you feel comfortable offering support.
- Helping her choose a topic that will become the basis for her project if she asks for ideas. Remember, however, that the topic is based on her passions, not yours.
- Encouraging and supporting her, but not pressuring her. "Going for the Gold" is something that a girl has to want to do herself.
- Recognizing that your daughter is capable, competent and worthy of respect as she assumes greater citizenship and responsibility. You can help provide her with positive and constructive support on this journey.
- Aiding her in accessing a network of adults who can lend insight, provide contacts, and point to resources. You may work with someone who has just the skill set your daughter needs in an advisor, or someone who belongs to a service club that your daughter and her advisor can approach for financial assistance.
- Practicing good parenting when it comes to making sure she gets enough rest, eats well and is supported by the whole family in her endeavor.
- Helping and supporting girls in any Girl Scout safety or money earning guidelines during her path to the Girl Scout Gold Award. These are important to assure the safety of your daughter and the integrity of the Girl Scout program.
- Allowing your daughter to stumble and learn the lessons that come with the Girl Scout Gold Award project. She will be working with a Girl Scout Gold Award Project advisor, an adult who has been trained to assist her in partnership who has skills specific to the project, and a council Gold Award Support Group.
- Helping with the project as asked or cheerleading from the sidelines if appropriate.
- Joining in the celebration as she is honored for her accomplishments.



GIRL SCOUT COUNCIL OF ORANGE COUNTY
9500 TOLEDO WAY
IRVINE, CA 92618
(949) 461-8800
WWW.GSCOC.ORG



Girl Scouts®